


# SAMPLE TIMELINE

## *Bridal Details* 2:30-3:15




After the details have been photographed, it's time for the bride to get into her dress! This is a big moment! I usually ask the mother of the bride and all of the bridesmaids to be dressed by the time the bride is ready to get into her gown. This ensures that everyone will look nice in those images. After the bride is in her gown, she can put on her jewelry, veil, shoes, etc. and I will shoot some additional bridal portraits!

Every bride loves having those beautiful shots of her bridal details. It's an important part of the story and I love having some time to shoot the dress, shoes, jewelry, invitations, etc. These shots allow me to get warmed up for the rest of the big day. I normally like to allow at least 45 minutes for this part of the day. While I'm shooting details, I'm also capturing some shots of the bride and her girls getting ready! (If in the same room) If the groom is getting ready nearby, I will begin photographing the boys close to 30 minutes before the first look since it always takes them less time to get dressed!



## *3:15-3:45* *Bridal Prep*

## *First Look* 4:00



This is one of my favorite parts of the wedding day! I will find the perfect location for my couple's First Look prior to the getting ready portion of the day! Don't stress about that one bit! I will make sure the location is private and as secluded as possible.

## *Portraits* 4:15-4:45

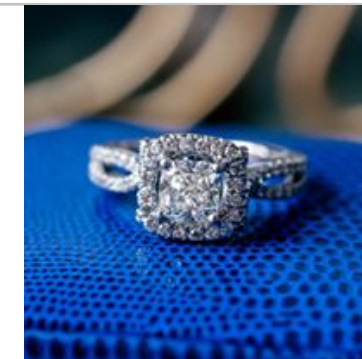


After the bride and groom take their time with the First Look, I will begin taking a few romantic portraits of the two of them while the initial excitement is still present! I will find the locations for these shots as well! Remember, the LIGHT determines where we shoot and so I can't decide on portrait locations until the day-of. As we shoot these portraits, the bridal party can start making their way to us for Bridal Party portraits!

## *Bridal Party* *Portraits* 4:50-5:20



.... great shots of the guys and girls both separately AND together! After bridal party portraits are complete, the bride will go into hiding so that early guests don't sneak a peek and the ushers will begin their duties.




Now it's time for Bridal Party shots! I buffer in extra time throughout the day just in case we have some unexpected things that hold us up! One way to make sure we stay on schedule for bridal party portraits is to have someone put the boutonnieres on the guys BEFORE they arrive for portraits. During Bridal Party portraits, Jamie and I will make sure to take some....



## *5:30-6:00* *Bride in Hiding*

## THE TIMELINE CONTINUED...

### *Reception Details* 5:30-5:50



It's time to get married!! Most ceremonies are 30 minutes long. If your ceremony is longer than 30 mins, we'll make adjustments to the timeline! Cherish these moments! Your ceremony will pass by so quickly!


### *Family Portraits* 6:40-7:10

Family formals normally take place immediately following the ceremony. It's best to save all of the family formals until after the ceremony because ALL family members will be present at that time.

### *A Few "Just Married" Portraits* 7:15-7:30




### *Reception Begins!* 7:30



I include 8 hours of coverage so that I can be present for the main events of the reception and about an hour of dancing! If you're interested in having your exit photographed, there are several options for this! You can either add additional coverage or plan a faux exit with just your bridal party! We have had GREAT success with this and the party never stops! Email me about this if you're interested in learning more!

If the reception is in the same location as the ceremony, I will use this time to shoot the reception decor UNTOUCHED. If the ceremony and reception are in different locations, I recommend having a cocktail hour outside of the main reception area if possible so that I can grab some great shots of your reception before the night begins and guests start laying down purses and coats on their seats!




### *Ceremony* 6:00-6:30



We'll need about 30 minutes for family formals and I will send a questionnaire before the wedding where you can list out the shots that you want. I recommend shooting portraits outdoors if possible so that they resemble more natural family portraits, especially if the ceremony location is dark!

7:00 is the BEST time of day for portraits in the late spring, summer and early fall! This is when the sun is glowy and golden. I love having a few extra minutes with the bride and groom to take a few "Just Married" portraits right after family formals!

This is when the bridal party lines up for introductions and the party begins!! By this part of the day, my time line isn't as strict.



### *10:30 The Exit*

## APPROXIMATE TIMES:

DETAILS & PREP : 1.5 HOURS

FIRST LOOK & PORTRAITS : 30-40 MINS

BRIDAL PARTY : 30-40 MINS

FAMILY FORMALS: 30 MINS

EXTRA PORTRAIT TIME : AS MUCH TIME AS YOU'LL GIVE ME!